

# Adaptive Employee Experience Guide for Apple iSO!

Step-by-step guide for transitioning to the new isolved interface.

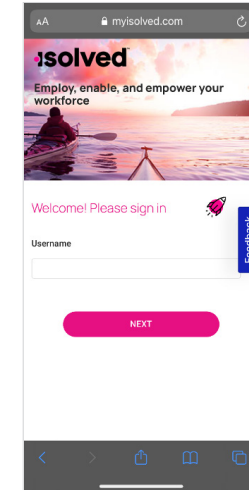
## 1 Step 1

With phone, please take an image of QR code\* to open homepage.



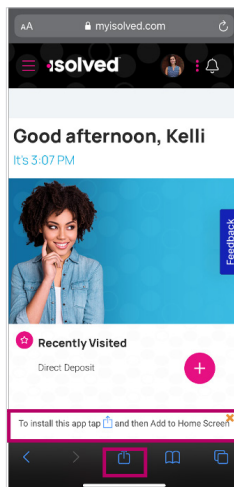
## 2 Step 2

Log into the homepage with your Username and Password.



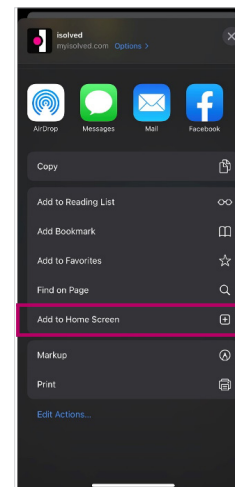
## 3 Step 3

Once logged in, you will be prompted at the bottom to install the app to your Home Screen. Tap the **share icon** in the middle.



## 4 Step 4

Select the "Add to Home Screen" link from the list of options.



## 5 Step 5

The isolved "app" will be added to your mobile home screen for simplified access.

