


# Adaptive Employee Experience Guide!

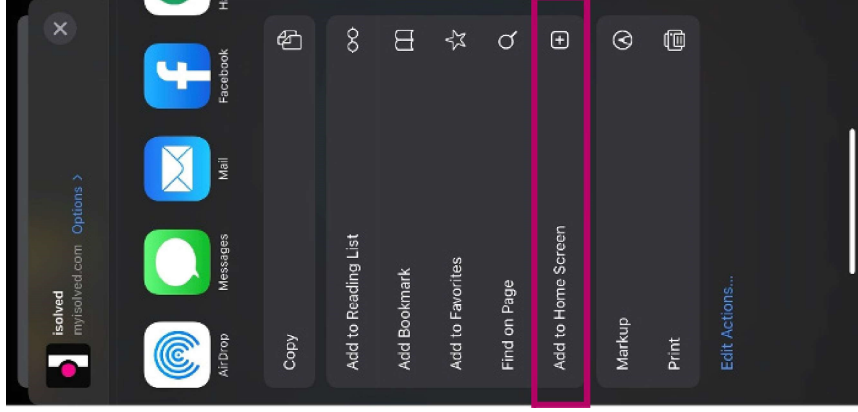
Step-by-step guide for transitioning to the new isolved interface.




**1 Step 1**  
Navigate to your isolved login on your mobile device browser.



**2 Step 2**  
Once logged in, you will be prompted at the bottom to install the app to your Home Screen. Tap the **share icon** in the middle.



**3 Step 3**  
Select the **"Add to Home Screen"** link from the list of options.



**4 Step 4**  
The isolved "app" will be added to your mobile home screen for simplified access.